

## Automatic Fire detection



If used: **Fire Routing Activated**  **Fire Protection Activated** 

Location of fire(s) is displayed, to include time and date of the event(s)

 Buzzer is active -> Cancel Buzzer Follow the site evacuation procedures



## Manual control of Fire alarms

### To manually activate alarms

Enter password

Press **Sound Alarms** 

### To manually silence alarms

Enter password

Press **Silence Alarms** 

## Reset system

First ensure *Alarms are Silenced*

Enter password

Press **Reset** 



Verify Delay




FIRE ALARM

## Delay alarms to verify Fire

For Fires detected automatically and if the *Delay light is lit*. Immediately:

Enter password

Press **Verify**  The alarm sounder operation is delayed

## In case of a Fault

**Fault** 


Plus the appropriate fault light is lit

 Buzzer sounds

Cancel buzzer and call for service to rectify fault


## Other operations

### To cancel buzzer

Press **Cancel Buzzer** 

### To activate Delay Mode

Enter password


Press **Delay** 

**Delay + Disablement** 

Remains active for pre-configured time

### To enter password

Press  **2** **1**

Enter **n** - **n**  password

### To do a Display Test

Enter password

Press **Esc** **Display Test** 

All the lights illuminate for a short duration and the display is tested.

4201-570\_I2\_02.01

For details see operator's manual