


Installation

Fibre Network Card (EN+BS)



(VIG-NC-FO and VIG-NC-DOM-FO) for Vigilon Network



The fibre network card allows fast message passing to the network. The card must be plugged into the backplane of the panel or node in a dedicated slot. The fibre optic cables connect directly to sockets on the card. There are two builds of the fibre network cards for secure EN54 and BS Vigilon networks.

MCC compatibility

Before installing this Fibre Network Card in either EN or BS Vigilon Control panel, ensure the panel's Main Control Card (MCC) has compatible software.

	Fibre Network (Node) Card VIG-NC-FO	Fibre Network (Domian) Card VIG-NC-DOM-FO
EN Vigilon panel	MCC V4.00 or later	MCC V4.16 or later
BS Vigilon panel	MCC V3.90 or later	MCC V3.90 or later

Fibre Network Card Chip options

	NODE	DOMAIN
	VIG-NC-FO	VIG-NC-DOM-FO
EN Vigilon panel	2211-139 factory fitted to the network card	2211-141 factory fitted to the network card
BS Vigilon panel	2211-140 optional chip supplied for the network card	2211-142 optional chip supplied for the network card

Ensure antistatic precautions are taken when replacing chip on the card. It is recommended that a suitable chip extractor is used when extracting chip from the card, such as the one from RS part number 480-3005.

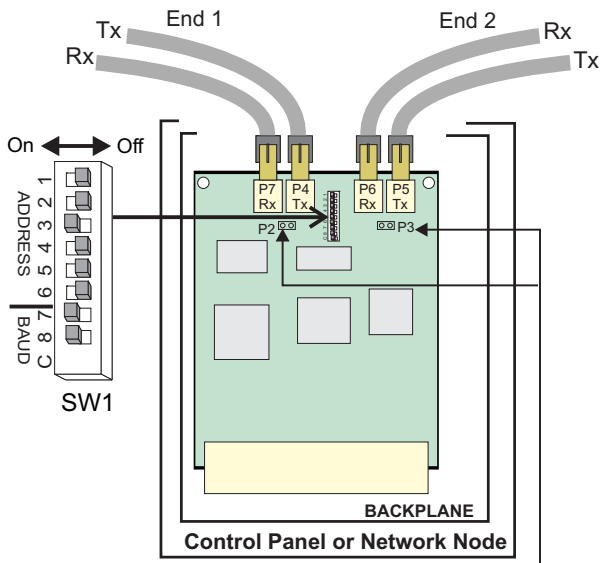
VIG-NC-FO Fibre Optic Network card
Using the Fibre Optic Network card VIG-NC-FO up to 31 Control panels and Network Nodes can be connected in a secure loop. There can be up to 2Km Fibre Optic cable distance between panel and node.

VIG-NC-DOM-FO Fibre Optic Network card (for Domain bridge)
Using the Fibre Optic Network card VIG-NC-DOM-FO up to 64 smaller networks can be connected to form a secure domain. The Fibre Optic cable distance between nodes of the smaller networks can be up to 2Km. The entire system can have up to 200 panels/nodes.

Specification

Overall size	144mm height x 100mm width
Address	1 to 64 (VIG-NC-DOM-FO)
Domian-Node-	1 to 32 (VIG-NC-FO)
Baud	19.2K, 38.4K, 115.2K & 230.4K
Terminations / Fibre Optics	ST connection is by means of the ST sockets on the Network card. Cable: Multi mode 62.5 / 125µm Fibre 820nm wavelength
Weight	82g (approximate)
Operating temperature	0°C to 45°C
Storage temperature	-10°C to 55°C
Relative humidity (non condensing)	up to 90%

Connecting Panels and Nodes



Links P2 and P3 are booster links. Normally the links are not fitted, however for distance exceeding 750m the links must be fitted. P2 settings are for End 1 P3 settings are for End 2

i Ensure the patch leads are of the correct length. The leads connect directly to the Fibre Network Card and patch panel.

SW1 Switch settings for VIG-NC-FO

Set the switch SW1 to site specific requirements for a secure network.

	Switches for Node Address						Switches for Baud rate		
	1	2	3	4	5	6	7	8	
64	off	off	off	off	off	off	off	off	19.2K
1	on	off	off	off	off	off	on	off	38.4K
2	off	on	off	off	off	off	off	on	115.2K
3	on	on	off	off	off	off	on	on	230.4K
4	off	off	on	off	off	off			
63	on	on	on	on	on	on			

- Factory settings

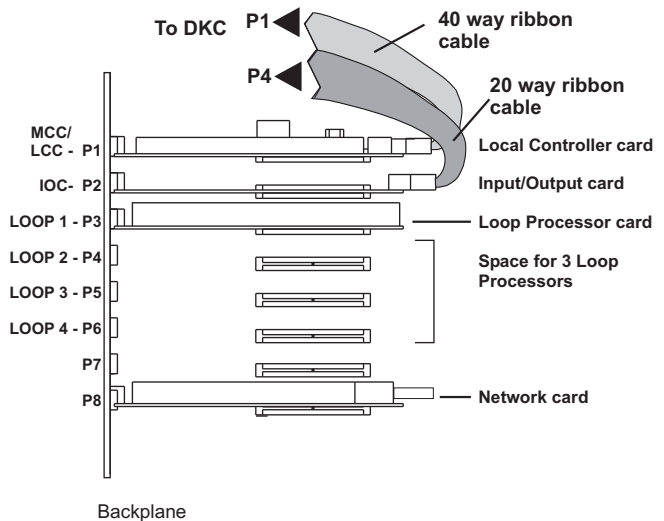
SW1 Switch settings for VIG-NC-DOM-FO

Set the switch SW1 to site specific requirements for a secure domain network.

	Switches for Domain address						Switches for Baud rate		
	1	2	3	4	5	6	7	8	
64	off	off	off	off	off	off	off	off	19.2K
1	on	off	off	off	off	off	on	off	38.4K
2	off	on	off	off	off	off	off	on	115.2K
3	on	on	off	off	off	off	on	on	230.4K
4	off	off	on	off	off	off			
63	on	on	on	on	on	on			

- Factory settings

Backplane switch and slot locations



At the end of their useful life, the packaging, product and batteries should be disposed of via a suitable recycling centre and in accordance with national or local legislation.

WEEE Directive:
At the end of their useful life, the packaging, product and batteries should be disposed of via a suitable recycling centre. Do not dispose of with your normal household waste. Do not burn.

Honeywell Gent reserves the right to revise this publication from time to time and make changes to the content hereof without obligation to notify any person of such revisions of changes.

	Hamilton Industrial Park, Waterside Road, Leicester LE5 1TN, UK	Website: www.gent.co.uk
	Telephone +44 (0) 116 246 2000	Technical Support: www.gentexpert.co.uk