


# Interface Module for Vigilon Low Voltage (MV) Output



**S4-34411**  
Single Output Interface Module  
DIN rail mountable  
(Low Voltage)



**S4-34415**  
Single Output Interface PCB with cover  
(Low Voltage) in a metal box

These instructions cover the low voltage interface module and accessories.

These S4 Single Output MV Interfaces are designed for use with any Vigilon/34000 fire alarm control panel based system. Each module includes loop isolators for device isolation.

The S4 Single Output LV Interface modules are suitable for DC switching application, they provide normally closed and normally open contacts rated at 5A 30Vdc maximum, resistive load.

Each module use one of 200 available device addresses on a loop and respond to regular polls from the control panel reporting the type of device.

### Symbols on product

	The WEEE symbol. It indicates the product is to be recycled and not thrown away.
	The CE compliance logo. This product is in conformity with the relevant European Union harmonisation legislation.
	The RoHS compliance logo. The RoHS directive restricts the use of certain hazardous substances commonly used in electronic and electronic equipment.
	The UKCA (UK Conformity Assessed) marking is a new UK product marking that is used for goods being placed on the market in Great Britain (England, Wales and Scotland).

### Features


- Analogue addressable communications
- Built-in type identification automatically identifies these devices to the control panel
- Reliable communication technique with high noise immunity
- Soft or SAFE addressing
- Common mounting options including surface mount and DIN rail mount
- EN54-17:2005 and EN54-18:2005

### Cables

Any suitably rated cable may be used for wiring the output lines to drive the required load. For information on cables recommended for wiring of loop circuit refer to the fire control panel installation manual.

### Installation

Refer to the fire control panel installation manual for additional guidance. The S4 Single Output Interface module (S4-34411) is DIN rail mountable and can be mounted inside other equipment housing a DIN rail.

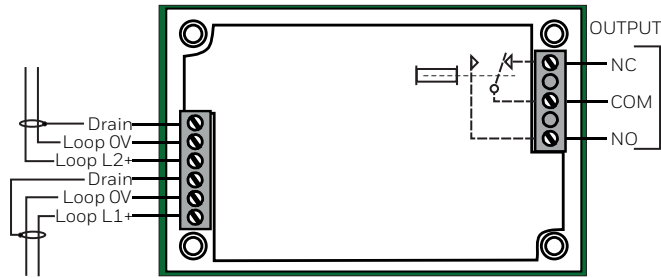


The S4 Single Output Interface module is also available in a metal box (S4-34415). The box provides cable termination points on the enclosure for cable entries.

**Connection diagram**



The loop cable screen must be continued through each interface module. If a module is mounted on a DIN rail, then the DIN rail must be electrically connected to the loop cable screen.



**Output contacts**

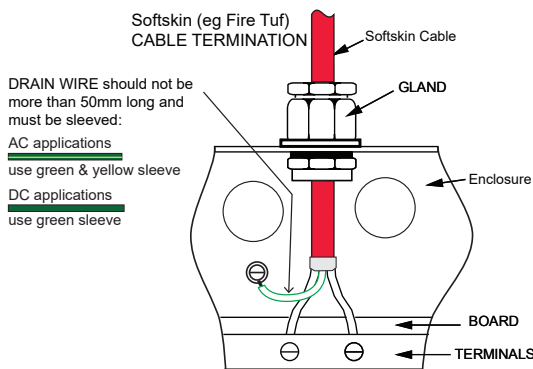
The output contacts are rated at 5A 30V DC / 12A 230V AC 50Hz - resistive load. Ensure the output is fused using an external fuse that is suitably rated for the load connected, in terms of fuse type and current rating.

**Cable termination and separation**

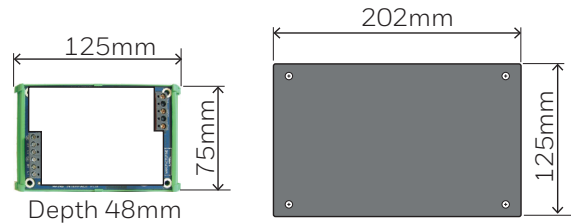
Use cable glands that meet UL94V-1 or better for flammability rating.



There should be as much physical separation between cables of OUTPUT circuits and LOOP circuit.



**Technical data**



LPCB Approved	EN54:Part 17:2005 EN54:Part 18:2005
Dimensions	See illustration above
Weight	DIN mountable: 138 g PCB with cover in metal box: 800 g
Storage temperature	-30°C to +70°C
Operating temperature	-5°C to +40°C
Relative Humidity	Up to 95% - Temperature +5°C to +40°C (Non condensing)
Emission	BS EN 61000-6-3:2001 Residential, Commercial & Light Industry Class B limits
Immunity	BS EN50130-4: 1996: Part 4
LVD	EN 62368-1: 2014 Safety Requirements
Ingress Protection	Metal box - IP30 estimated
Colour - Metal Box	Dark Grey
Output	Single pole change over contacts rated at 12A @ 230V AC, 50Hz / 5A @ 30V DC, Resistive load.
Terminals	2.5mm <sup>2</sup>
Operating voltage	35 V to 48 V
EN54-17 data	V <sub>max</sub> 48 V IL max 50 mA V <sub>nom</sub> 40 V IS max 1.25 A V <sub>min</sub> 24 V IC max 0.8 A VSO max 16 V ZC max 0.2 Ω VSO min 8 V
Panel compatibility	Compatible with: LPC ≥ V4.33 / V3.92 & MCC ≥ V4.31 / V3.90

<b>UK CA</b> 0832	<b>CE</b> 2831
Gent by Honeywell Manufactured by: Honeywell Life Safety Systems-Romania Street: Str. Salcamilor 2 bis- Lugoj	
13	
DoP 022-CPR-2013 022-CPR-2013	Product No. S4-34411 S4-34415
EN54-17:2005, EN54-18:2005 S4-34411 (EN54-17 & 18) S4-34415 (EN54-17 & 18)	
Intended for use in fire detection and fire alarm systems in and around buildings	
Refer to DOP 022-CPR-2013 for level or class of performance declared, for details see website www.gent.co.uk	

**At the end of their useful life, the packaging, product and batteries should be disposed of via a suitable recycling centre and in accordance with national or local legislation.**

**WEEE Directive:**  
**At the end of their useful life, the packaging, product and batteries should be disposed of via a suitable recycling centre. Do not dispose of with your normal household waste. Do not burn.**

Honeywell Gent reserves the right to revise this publication from time to time and make changes to the content hereof without obligation to notify any person of such revisions of changes.

<b>Honeywell</b>	Honeywell Building Technologies, Building 5 Carlton Park, King Edward Avenue, Narborough, Leicester, LE19 0AL	Website: www.gent.co.uk
	Telephone: +44 (0) 203 409 1779	Tech. Support: www.gentexpert.co.uk