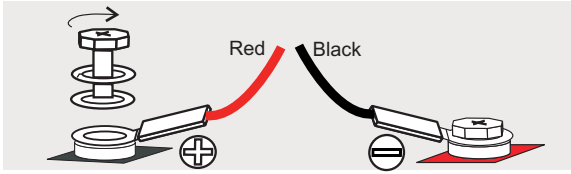


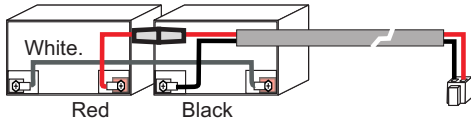
These instructions cover how to install 12V 21Ah batteries inside the battery box of VIG1-72 panel.

i It is recommended that the mains supply is switched off during battery installation.

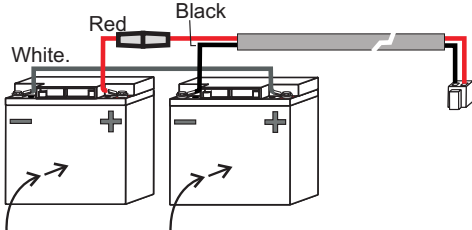


! Ensure the batteries are held in place while they are being wired. Ensure the battery terminals do not come into contact with the metal enclosure.

- ① Place the two batteries in the lower shelf and lay them horizontally with terminals facing outwards.
- ② Fit the bolt, spade connector, washer and spring washer to each battery terminal as shown above.



- ③ Fit the white link lead and then fit the red/black fused lead to the battery terminals.
- ④ Raise the two batteries to an upright position and push them back into the enclosure.



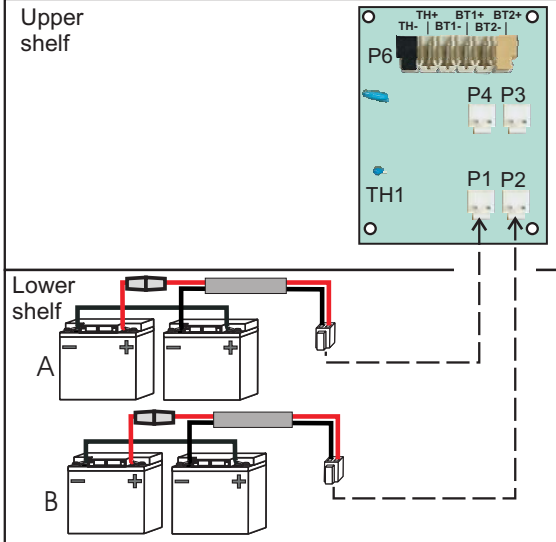
- ⑤ Route the battery red/black lead through hole in shelf and connect to the respective connectors on PCB, located on the top right side of the enclosure.
- ⑥ Add two more batteries 'B' to the lower shelf and repeat procedures ① to ⑤.
- ⑦ Where required, add four batteries to the upper shelf, follow procedures ① to ⑥. The only exception is that the red/black lead is directly connected to the respective upper connectors on the PCB.

i The panel will only power up after the mains supply is switched on.

♻️ At the end of their useful life, the packaging, product and batteries should be disposed of via a suitable recycling centre and in accordance with national or local legislation.

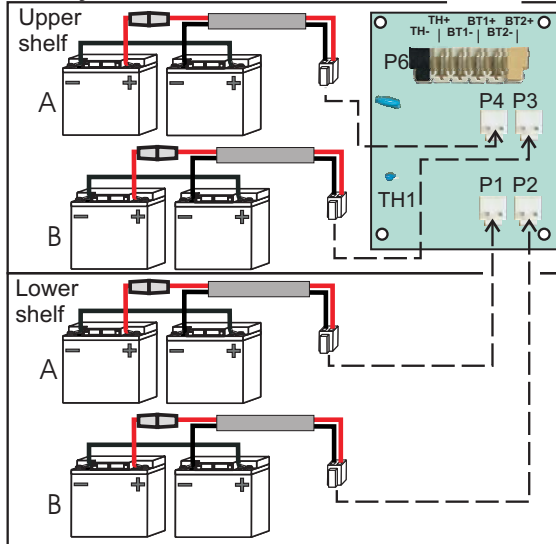
4 - 12V 21Ah batteries

Battery Box



8 - 12V 21Ah batteries

Battery Box



⚡ In-line fuse rated 10A QB ceramic 20mm x 5mm

WEEE Directive:
At the end of their useful life, the packaging, product and batteries should be disposed of via a suitable recycling centre. Do not dispose of with your normal household waste. Do not burn.

Gent by Honeywell reserves the right to revise this publication from time to time and make changes to the content hereof without obligation to notify any person of such revisions of changes.

GENT by Honeywell	Hamilton Industrial Park, Waterside Road, Leicester LE5 1TN, UK	Website: www.gent.co.uk
	Telephone +44 (0) 116 246 2000	Fax (UK): +44 (0)116 246 2300